




WeddingPlan
Insurance
Checklist



Congratulations, you're engaged!

Thank you for downloading our wedding checklist. This useful guide is the perfect way to ensure that you don't forget the important details when planning your big day. Start from the top and work through the tasks month by month ticking each one off as you go. Happy planning!



12-18 months to go

- Start collecting inspiration for your wedding
- Think about the time of year you would like to get married
- Set a budget
- Get an idea of who you would like to invite and draft a guest list
- Book ceremony location
- Find and book reception location
- Order or make your save the dates
- Choose your bridesmaids and groomsmen
- Plan an engagement party
- Look for wedding fairs to attend
- Find and book catering
- Start planning hen and stag do's
- Buy wedding insurance

11 months to go

- Book a band/DJ
- Try on dresses. If you are looking to purchase off the rack you will need to leave at least 6 months for alterations
- Arrange engagement shoot
- Book photographer
- Book a videographer





9 months to go

- Send save the dates
- Find your reception location
 - Book a florist
 - Order wedding cake
- Book your honeymoon and check your passports are in date
- Arrange transport to the church and venue
 - Buy wedding dress

6 months to go


- Book dress alterations
 - Register for gifts
- Purchase décor and accessories
 - Buy wedding bands
 - Buy wedding shoes
- Buy bridesmaid dresses


4 months to go

- Buy or hire groom and ushers suits
- Send your invitations
- Schedule hair and makeup trials
- Decide on your wedding flowers

2 months to go

- Finalise readings, prayers and print order of service
- Chase all RSVPs
- Re-confirm all supplier bookings.
For example wedding cars, bands, cake, venue dresser, photographer





1 month to go

- Review and chase any outstanding RSVPs
 - Finalise seating plan
- Confirm catering numbers with your venue
 - Print place cards
- Give the caterer a final head count and any dietary requirements
 - Organise gifts for parents, bridesmaids, groomsmen and each other
 - Arrange your wedding rehearsal date
 - Practice a first dance if you're having one
 - Final alterations of your wedding dress
- Decide the list of photographs you would like and meet with the photographer to give directions for the day
 - Groom to start preparing his speech

1 week to go

- Pick up the dress
- Get beauty treatments
- Start packing for your honeymoon

The day before

- Make sure you have an overnight bag packed for the reception
- Drop off place cards, table cards, menus, favours, table plan to reception coordinator
- Rehearse ceremony with full wedding party, readers and your officiant at the ceremony site
- Get an early night!

Your big day has arrived!

- Have the flowers delivered to where the bride is getting ready and buttonholes delivered to either the church or the groom's location
- Give wedding bands to the best man to hold during the ceremony
- Assign someone from the bridal party to be the photographer's contact
- Allocate someone to take your gifts home for you
- Give gifts to parents and anyone else you would like to recognise for their hard work





After the Wedding

- o Prearrange for someone to return any rentals
- o Pre-plan for someone to take the wedding dress and suit for cleaning or return a rented tux to the rental shop
- o Write and send thank-you notes to guests
- o Collect your marriage certificate

Congratulations!

We know that planning a wedding can be stressful. To ensure your big day is protected WeddingPlan Insurance offer 9 levels of cover. To find out more about WeddingPlan Insurance head to www.weddingplaninsurance.co.uk

 **WeddingPlan**
Insurance

www.weddingplaninsurance.co.uk