




Seasonal Guide



Deciding what time of year to get married can be difficult. Seasons not only affect your wedding's style and location but can also help set the mood. You need to consider your wedding personality, then choose the season to suit your unique style. Whether it's a winter wonderland or outdoor festival wedding, our guide will help you visualise exactly what you're looking for.

We have put together the ultimate seasonal guide to help you decide which season best suits your wedding.



...FFER
...NN
and
JASON
CAPP
... YOU TO CELEBRATE
... BIG DAY
... 13TH, 2
... PETER




Confetti
♡
Grab some
&
get ready



Spring
March, April, May

Spring

COLOUR PALETTE



DECOR IDEAS

Springtime is often seen as one of the most romantic seasons to get married. The sun is starting to shine again, flowers are in bloom and the days start getting longer. Spring is all about pastels whether it's your flowers, bridesmaids dresses or cake. Look to layer pastel colours with metallics like rose gold or copper for a luxury feel.



Spring

IN SEASON FLOWERS

During the spring season you can source plenty of beautiful blooms including tulips, hyacinths, daffodils, narcissus, anemones and grape hyacinths.



ATTIRE



TOP TIPS

1. Look for an indoor-outdoor venue as the weather can be unpredictable around this time of year. Having both options means you can be prepared for any kind of weather.
2. Book your venue early as spring is a popular time of year to get married. Often suppliers will only ask for a deposit so don't worry about having the full payment ready from the start of planning.
3. To complement your centrepieces use clear glass and polished metal for a subtle, classic look.




Summer

June, July, August

Summer

COLOUR PALETTE



DECOR IDEAS


Summer weddings are the perfect excuse for having your ceremony or reception outdoors, which opens up a whole range of ideas for your day. This may include outdoor games, ice cream vans, an outdoor bar and firepits in the evening.





Summer

IN SEASON FLOWERS

In summer you can be spoilt for choice when it comes to choosing flowers for the perfect bouquet. Mix season flowers such as sunflowers, roses, stock, lilies, bell of Ireland, hydrangea or freesias with flowers that are available all year round.



ATTIRE



TOP TIPS

1. Ice cream vans are a real crowd pleaser in the summer months. Be sure to include a range of toppings and flavours for that extra special touch.
2. Why not consider swapping the traditional wedding breakfast for a hog roast or barbecue. Guaranteed to keep your guests full and happy!
3. When summer weather hits it's important you have lots of seating and shade for your guests. Make sure you have a place for guests to rest and get out of the sun.




Autumn

September, October, November

Autumn

COLOUR PALETTE



DECOR IDEAS


Autumnal tones are a feast for the eyes with warm reds, deep purples and natural greens you are sure to find the perfect colour scheme. Make use of seasonal features such as pumpkins, leaves and foliage to give your wedding that extra autumnal feel.



Autumn

IN SEASON FLOWERS

Autumn is the perfect opportunity to explore all the warm vibrant tones. Flowers that are perfect for this season include astilbe, carnation, dahlia, delphinium, freesia, hydrangea, lisianthus, ranunculus and roses. Add berries and seasonal foliage for the perfect autumn bouquet.



ATTIRE



TOP TIPS

1. Why not consider serving hot alcoholic drinks on arrival such as hot apple cider or a bespoke winter warmer.
2. Pumpkins can make a great table centrepiece. Pair them with tall candles and shorter pillar candles for a contrast in decor.
3. Autumn weather can be variable, not to mention cold, rainy or snowy. You also need to consider you will have less light for photo opportunities as the evenings get darker




Winter

December, January, February

Winter

COLOUR PALETTE



DECOR IDEAS


Just because its winter does not mean your wedding needs to be Christmas themed. There are many other options such as an all-white winter wonderland, rustic or cosy using metallic tones to add a little glamour to your big day.



Winter

IN SEASON FLOWERS

Brides getting married in the winter months may worry there will not be many floral varieties and colours available. The flowers in season for winter weddings are Amaryllis, Anemone, Camellias, Casablanca Lilies, Forget-me-nots, French Tulips, Gardenias, Holly, Jasmine, Poinsettias, and Roses.



ATTIRE



TOP TIPS

1. Winter will be one of the coldest time of year to get married, so accessories will be important to keep warm. Consider a fur stole or chic wrap. If the temperature drops significantly you can always wear tights under your dress!
2. Choose winter themed favours such as blankets, sparklers, candy canes, hot chocolate pack, chocolate coins or crackers. Edible items are always a good idea!
3. Consider a sparkler send off. The perfect way to finish your day off with a bang and sparklers make for great photos at a minimal cost.

Whatever the season, WeddingPlan are here to make sure your wedding is protected with competitively priced wedding insurance. To ensure your big day is protected, WeddingPlan insurance offers 9 levels of cover.

To find out more about WeddingPlan Insurance head to www.weddingplaninsurance.co.uk

